

OMNIVISTA

August – 2025



If your portfolio mirrors the market, expect market-like returns. To outperform, a Scientific Investor must rely on original stock selection strategies.

[🎧](#) Tune into Part 2 of the podcast with **Dr. Vikas Gupta** from Omniscience Capital. [here...](#)

Investment in securities market are subject to market risks. Read all the related documents carefully before investing. Registration granted by SEBI, enlistment with BSE and certification from NISM in no way guarantee performance of the intermediary or provide any assurance of returns to investors.

AUGUST MONTH OVERVIEW

GROWTH VECTOR: POWER

“India’s energy transition presents one of the largest infrastructure investment opportunities to investors globally.”

Expected capex from FY25-35:

- Solar- Rs 23.0 Tn
- Wind- 11.5 Tn
- Coal- 9.2 Tn
- Nuclear- 5.3 Tn
- Hydro- 4.3 Tn

Read our full report [here...](#)



OMNIVIEW – AUG 2025

Scientific Investor’s Slogan- Invest More during Uncertainty

For the past several months we have been seeing news (or noise?) about Trump’s Tariffs. Application of new tariffs or a pause or a top-up tariff or a super-top-up tariff or a temporary deal being made or a deal being made which has commitments which look unlikely to happen, or that one the deal partners has a different understanding of what deal they signed compared to the other partner.



Dr. Vikas V. Gupta

In all this, India has also been impacted, and all kinds of tariffs have been applied on India which is probably one of the countries with the friendliest behaviors in actual practice with the largest number of countries across the world. The US administration is probably lacking in advisors who understand the current Indian administration and what would drive the Indian response and the chances of it being favorable to the US.

In any case, all this news or noise is capturing the headlines and the front pages and entering your heads. The first question is how important is this for you as an investor?

As an investor let us look at the facts. The total exports of India to US are around \$87 billion. This around 2% of India’s GDP. Beyond this India generates around \$110 billion from IT exports to the US. These are not under tariff threat. Visa-barriers or other kinds of threats to IT have not been discussed yet but are possible, but also highly unlikely given the intertwining and synergy of US Big Tech and Indian Big Tech. But even this is hardly 2.5% of India’s GDP.

Of course, these generate USD reserves which helps in our imports of Crude oil from other countries. But Russian oil doesn’t require USD. So, ironically, we are under threat from US because we need USD to buy crude oil from non-Russian sources.

However, if we did not have to buy oil from non-Russian sources, we would hardly need much USD reserves. Most of India's trade deficit is due to the buying of oil in USD. So, it is likely that with the US tariffs, India is going to look even more actively to buy oil from sources which are willing to sell without the need for USD.

Another fallout of having lower US exports due to the tariffs would be the multiplier effect of the exporters and their employees or vendors adding to the Indian economy through their discretionary purchases. This effect is higher in Indian IT, which is not under tariffs, given their relatively higher expenditure on employee costs.

Overall, the impact is not going to be much, some estimates floating around suggest a less than 0.5% impact on GDP growth. Even the sanctions in response to our 1998 nuclear tests did not impact India much and were mostly lifted within a year.

*Can all this impact the USD-INR, the FII flows and near-term sentiments? **Yes.** Are these relevant to Scientific Investors who are long-term oriented, i.e., 5+ years holding period? **No.***

If we are investing today 2025 with a holding period of 5 years, i.e., 2030, remember, Trump would be gone by 2028. Most likely the tariffs would be gone way before that. Tariffs or no tariffs, India's GDP would likely be in the range of \$6 to \$7 trillion, which means that most likely using the Buffett indicator, the fair market value for India would also be in that range. It could be higher if we are exporting more overall by then or inflation and interest rates in India are likely to go lower going forward due to, more domestic manufacturing, efficient logistics and better infrastructure.

For Scientific Investors, if the markets are available lower or range bound in the next few months, quarters and year or so, it is an opportunity to build up larger positions in supernormal companies at supernormal prices for the long term.

Great wealth is created by taking action when the opportunity is ripe. Opportunity is ripe during uncertain times.

DISCLAIMERS & DISCLOSURE: OMNIVIEW THIS MONTH!

No, you have not reached the end of this document. This is not the last page of this month's OmniVista. This month, I decided to talk about one of the most important—yet often overlooked—parts of understanding financial products: **disclosures and disclaimers**.

Disclosures are extremely important to product manufacturers, clients, and regulators. Yet, typically, they are relegated to the “fine print” section of documentation. So much so, that regulators have had to specify certain mandatory disclosures, including the font size, the speed at which they should be read (in the case of audio/video content), and where they should be placed.



Ashwini Kr. Shami

Despite this, disclosures are often not read- and certainly not well understood. So, let's talk about a few important disclosures and disclaimers.

Investment in securities market are subject to market risks.

The securities market- especially equities- is exposed to **systematic risks**, such as economic downturns, inflation, or interest rate fluctuations, all of which can adversely impact stock prices. In simple terms: **markets go up and down**, and investors must be prepared for this volatility with a strategy and mindset that can withstand it.

If your reason for investing is the attraction of a bull market, FOMO, or tips from WhatsApp/Telegram groups, you need to remind yourself that markets can go down by **20%–70%**. In fact, they typically experience a **10% correction annually** and a **20%–30% or bigger correction every 3–5 years**.

The key takeaway for investors here is that beyond this short/mid-term volatility, equities over the **long term** tend to track **nominal GDP growth**. Therefore, the basic requirement to be an equity investor is to develop **tolerance for a 30%–50% drop** in portfolio value.

Past performance is not necessarily indicative of future results.

Equity market returns are rarely linear and are often lumpy. So, performance over specific past periods- 1 month, 1 year, 3 years, 5 years- **cannot predict future outcomes**. While that's true, one shouldn't completely ignore past performance. It offers valuable insights that can help in selecting investment offerings. However, you must look beyond the absolute numbers of any given period. The important things to keep in mind:

- One looks at the past performance to estimate the future returns. The base case for your future return expectations should not be the past performance, but the **broader market's expected returns**, and then the adjustment for the **expected outperformance or underperformance** of the specific strategy.
- Assess the **robustness of the past performance data** in multiple ways such as **rolling returns** or **calendar year returns** to gauge the consistency and probability of outperformance.
- Lastly, understand the **source of performance** by examining the investment philosophy and process. Is performance being driven by a **high-risk approach** (e.g., buying overvalued momentum stocks), or a **low-risk approach** (e.g., buying undervalued stocks and generating returns through re-rating)?

Nothing should be construed as implying assured, minimum, or target returns- or any suggestion that investments are risk-free.

Equities are risky. Period. There is no way to generate returns without risk. No communication—whether it refers to past performance, stop-loss mechanisms, or any other risk-management processes—should lead you to believe that **risk-free** or **assured returns** are possible (e.g., “more than FD returns,” or “x% per month”).

If **anyone**, including someone you trust, offers such assurances, your only response should be: **RUN.**

Now, let’s discuss how to manage this risk better. Yes, **stocks can go to zero.** But all stocks won’t go to zero at the same time. That’s why you should invest in a **diversified portfolio** of 20–50 stocks, spread across sectors and growth vectors.

There’s no assurance of returns, but to build a reasonable expectation, estimate the **long-term market return** and add the **strategy’s outperformance potential**, as discussed earlier.

We may have recommended stocks or sectors mentioned here to clients, and may also have personal exposure.

This is a crucial disclosure for clients to understand the **potential conflict of interest.** It raises the issue of **skin in the game vs. undue advantage.** Regulatory guidelines impose restrictions on trading in related party accounts to avoid conflicts. That said, it’s generally a **positive sign** if an advisor or portfolio manager **invests their own money** in the strategies they recommend to clients.

MACROECONOMIC INDICATORS

ECONOMIC ACTIVITY:

Macro Trends	Current	Previous	Latest Reported Date
S&P Global Manufacturing PMI	59.1	58.4	Aug 01, 2025
India Nikkei Services PMI	60.5	60.4	Aug 05, 2025
Bank loan growth(%)	9.8%	9.6%	Aug 01, 2025
Deposit growth (%)	10.1%	10.4%	Aug 01, 2025
India Industrial Production YoY	1.5%	1.9%	Jul 28, 2025 (Jun)
Trade Balance (E-I) (Billion USD)	-19	-22	Jul 15, 2025 (Jun)
Monetary:			
WPI (YoY)	-0.13%	0.39%	Jul 14, 2025 (Jun)
CPI (YoY)	2.10%	2.82%	Jul 14, 2025 (Jun)
Repo Rate	5.50%	6.00%	Jun 06, 2025
Bank Rate	5.75%	6.25%	Jun 06, 2025

GDP:

Particulars	Q3FY25	Q4FY25 (Prov.)	FY25 (Prov.)	FY26 (E)
Nominal GDP growth (%)	9.9%	10.8%	9.8%	10.1%
Real GDP growth (%)	6.4%	7.4%	6.5%	6.7%

OTHER KEY INDICATORS:

Particulars	Jul 31, 2025	Jun 30, 2025	Change
India 10-yr Bond Yield	6.38%	6.31%	+7 bps
USD/INR	87.5	85.7	-2.13%
FX Reserves (Billion USD)	698	698	0.04%
FII Net Buy/-Sell (Rs Cr)	-47,667	7,489	-25,669 (YTD)
DII Net Buy/-Sell (Rs Cr)	60,939	72,674	2,29,484 (YTD)
Commodities:			
10g Gold	1,01,260	98,740	2.6%
1 Kg Silver	1,13,000	1,07,700	4.9%
Crude Oil (USD/Bbl)	69	65	6.4%
Lithium (CNY/T)	72,045	61,397	17.3%
Cobalt (USD/T)	33,335	33,335	0.0%

Particulars	Month	2025	2024	Δy-o-y (%)
GST Collection (Rs Cr)	Jul	1,95,735	1,84,597	6.0%
UPI Transactions Value (Rs trillion)	Jul	25.1	20.6	21.5%
No of UPI Transactions (Volume in Cr)	Jul	1,947	1,444	34.9%
Power Generation (BUs)	Jul	135	134	0.8%

Source: Omniscience Research, <https://in.investing.com/economic-calendar/>, <https://www.npci.org.in/what-we-do/upi/product-statistics>, <https://tradingeconomics.com>

OmniScience Smallcases: Valuation Metrics as of 31st Jul 2025

Product Name	P/E	P/BV	Div. Yield
Omni Super Dividend	8.3	1.3	3.65%
Omni Bank on Bharat	9.0	1.1	1.73%
Omni Capital Enablers	9.1	1.2	1.91%
Omni Knights - MidCap	10.3	1.4	1.81%
Omni Royals - LargeCap	11.9	1.7	1.91%
Omni Commercial Czars	12.0	1.6	2.45%
Omni Flexicap Superstox	12.1	1.5	1.78%
Omni Fintech, Digital Bank & Payments	12.8	1.7	1.53%
Omni Power - Electrifying India	12.8	1.8	2.08%
Omni UP & Ayodhya	12.9	1.6	1.81%
Omni Amrit Kaal	13.3	1.6	1.62%
Omni Supertrons - Smallcap	16.3	2.0	1.23%
Omni Future of Mobility	18.0	2.5	1.54%
Omni DX- Digital Transformation	21.6	3.7	1.77%
Omni Bullet Train	21.9	2.8	1.51%
Omni Bharat Defence	22.0	2.9	1.23%
Omni AI-Tech Global	22.3	3.9	1.82%
Omni Manufacturing Magnates	23.2	3.2	0.90%
Benchmarks			
Equity Largecap	23.0	3.5	1.32%
Equity Midcap	35.4	4.7	0.82%
Equity Smallcap	45.5	5.7	0.45%
Equity Multicap	26.8	3.9	1.11%

Source: Omniscience Research, <https://omniscience.smallcase.com>

Equities Market: Performance as of 31st Jul 2025

Total Returns (%)	1 Month	1 Yr	5 Yr
Nifty 50	-2.8%	0.5%	18.9%
Nifty Midcap 150	-2.7%	-1.7%	30.4%
Nifty Smallcap 250	-3.6%	-3.9%	32.8%

Equities Market: Valuation Metrics as of 31st Jul 2025

Sectoral Indices	P/E	P/B	Div. Yield
Nifty PSU Bank	7.0	1.1	2.8%
Nifty Oil & Gas	13.1	1.7	2.5%
Nifty Bank	15.2	2.2	1.1%
Nifty Financial Services	17.6	2.8	1.0%
Nifty Private Bank	18.1	2.2	0.5%
Nifty Metal	18.4	2.6	2.1%
Nifty 50	21.9	3.4	1.4%
Nifty 500	24.3	3.7	1.2%
Nifty Auto	24.7	4.4	1.2%
Nifty IT	25.5	6.8	3.1%
Nifty Pharma	32.3	5.0	0.8%
Nifty Smallcap 250	32.6	3.9	0.6%
Nifty Midcap 150	33.8	4.9	0.8%
Nifty Healthcare Index	38.2	5.8	0.7%
Nifty FMCG	42.1	10.7	2.0%
Nifty Realty	44.6	4.5	0.3%
Nifty Consumer Durables	68.0	14.1	0.4%

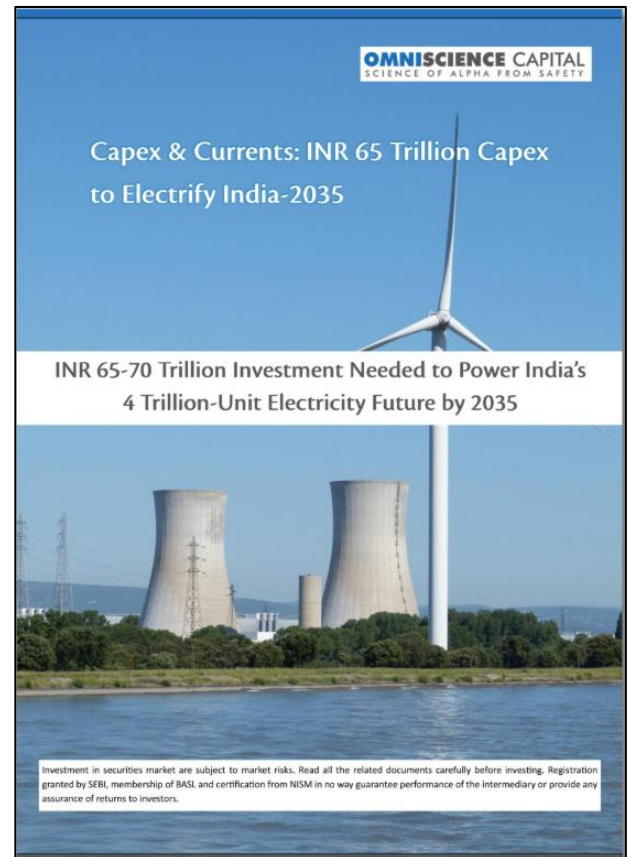
Report of the Month- Capex & Currents: INR 65 Trillion Capex to Electrify India-2035

India's power demand is projected to soar to about 4 trillion units by 2035, requiring an estimated Rs 65 - 70 trillion in fresh investment - a scale few global infrastructure themes can match.

Driven by industrial expansion, urbanization, digital infrastructure, and the electrification of transport, meeting this surge will require a massive scale-up in generation capacity across renewables like Solar and Wind, thermal, and nuclear, alongside robust transmission and distribution upgrades.

Omni Power Capex & Currents shows where that capital is likely to flow and what could drive the returns:

- Thee roadmap for shifting the generation mix with renewables, storage and a smarter grid
- Where money is poised to move first - from new capacity to transmission lines and smart-meter roll-outs
- How a digital "Energy Stack" can knit plants, batteries and consumers into a real-time network
- Policy triggers and early indicators every investor should track



Download the full report for detailed forecasts, proprietary models and our complete investment playbook.

[Download Report...](#)

Scientific Investing explained Part 2 | Smart Investor with Charu | Dr Vikas Gupta, Omniscience capital

Scientific Investing has been founded with a purpose to spread financial knowledge and awareness in the area of investment and personal finance. Scientific Investing is built on decades of deep research on value investing philosophy and the first principles of investment management. We interacted with Dr Vikas Gupta, CEO and Chief Investment Strategist of Omniscience Capital to decode Scientific Investing. For part 1 of the series, click [here...](#)

Part 2: If an investor has a portfolio similar to the market, his expected returns should be similar to the market returns. If the Scientific Investor intends to beat the markets, the stock selection process should be based on original thought. Tune into part 2 of the podcast with Dr Vikas Gupta, Omniscience capital.

Watch it [here...](#)

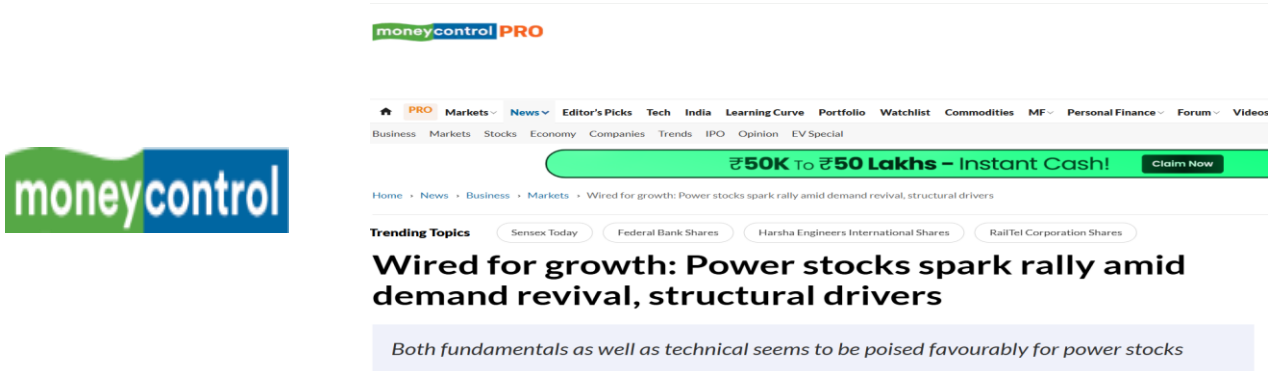


Scientific Investing explained Part 2 | Smart Investor with Charu | Dr...

OmniScience in the NEWS

1 Wired for growth: Power stocks spark rally amid demand revival, structural drivers

As per a recent report by OmniScience, emerging sectors such as EVs, data centers, and railways are projected to consume nearly 500 TWh by 2035, roughly 12 to 13 percent of India’s estimated total electricity demand.



2 India’s Power Need Seen Hitting 4 Trillion Units by 2035

India’s annual electricity requirement is projected to double over the next decade, reaching about 4 000 TWh by 2035, driven by rapid industrialisation, urban growth and the electrification of transport, according to a new study from investment manager OmniScience Capital



3 Trump's One Big Beautiful Bill clears Congress hurdle: How will it impact US stock market and economy? Explained

Any increase in the deficits from the latest mega bill that Trump endorsed could add trillions of dollars to the debt, This would be quite risky for the US economy, pushing it towards a debt trap, opined Vikas Gupta, CEO & Chief Investment Strategist at OmniScience Capital



4 Daily Voice: India won't compromise despite short-term pain from US trade deal, says this Investment Strategist

Focus of Mr. Market is always on the India Inc. earnings performance in the long-term. Tariffs are one of the factors which could impact those, said Vikas Gupta of OmniScience Capital.



5 Industry Voices On AMFI Data

MF AUM hit ₹74.4 lakh crore in June; Omniscience Capital's Vikas Gupta sees steady SIP flows driving disciplined equity investing.



Here are views Of experts On June 2025 AMFI Data:

Dr. Vikas Gupta, CEO & Chief Investment Strategist at OmniScience Capital:



"The reduction in thematic allocations and higher-than-average growth in the core allocations of large, mid and small caps is positive. Thematic funds provide exposure to high growth themes. The time to invest in a theme is when it is still below the radar. However, in reality by the time these funds are launched and become popular with the investors, most of them have become overvalued; of course, there are always exceptions. So, it is good to see that allocations to these overvalued thematic funds is reducing. Large caps are where the current opportunity lies and also the PSU banks and Private banks

6 Large-caps appear to be where the opportunities are'

OmniScience Capital's Vikas Gupta says large-caps offer the best value now, with Fed rate cuts likely to spur more FPI inflows into India.



'Large-caps appear to be where the opportunities are'

bl.interview

KS Badri Narayanan
Anjana C Shriram
Chennai

With the market struggling for direction in the last few weeks, *businessline* caught up with Vikas Gupta, CEO & Chief Investment Strategist, OmniScience Capital, to get his perspectives on geopolitical, Fed decision and other key issues that can impact the market direction. According to him, if Fed announced rate cuts then FPIs will back Indian stocks. Edited excerpts:

Given the geopolitical situation, how do you look at the current movement in domestic and global markets?



The geopolitical risks seem to have subsided significantly and the markets are looking at a more stable situation, going forward

VIKAS GUPTA
CEO & Chief Investment Strategist, OmniScience Capital

as Defence, Railways, Power, Banking etc. While Defence is popular, we believe that the current opportunity lies in Power, Banking, Infrastructure (EPC & Construction) and Logistics.

Why are you bullish on Indian Railways and the manufacturing sector?

Indian railways is one of the most advanced railway systems in the world. A large portion of the budget allocation to the railways has been quite substantial over the years. With the budget going up from ₹16,000 crore in 2014 to above ₹2 lakh crore in recent years, it is nearly 12 times or more over the last decade.

The budget allocation to the railways has been quite substantial over the years. With the budget going up from ₹16,000 crore in 2014 to above ₹2 lakh crore in recent years, it is nearly 12 times or more over the last decade. A large portion of the budget allocation to the railways has been quite substantial over the years. With the budget going up from ₹16,000 crore in 2014 to above ₹2 lakh crore in recent years, it is nearly 12 times or more over the last decade. Thus we can see significant asset building over the years.

7 SBI's Rs 3.5 lakh crore secret: Why its subsidiaries could trigger the next big re-rating

Mutual fund, insurance and payments arms of SBI are seen as prime IPO candidates, and analysts see these as accounting for a fourth of the PSU lender's overall value.



PRO Markets News Editor's Picks Tech India Learning Curve Portfolio Watchlist Commodities MF Personal Finance Forum Videos

Business Markets Stocks Economy Companies Trends IPO Opinion EV Special

SBI's Rs 3.5 lakh crore secret: Why its subsidiaries could trigger the next big re-rating

Mutual fund, insurance and payments arms of SBI are seen as prime IPO candidates, and analysts see these as accounting for a fourth of the PSU lender's overall value.

— KHUSHI KESWANI | JULY 07, 2025 / 13:11 IST

Join Us Follow Us

8 Defence Stocks at Lofty Valuations Under Fire

OmniScience Capital's Ashwini Shami says defence stock valuations are stretched, with growth already priced in—making further corrections likely unless companies consistently deliver 18–20% earnings growth.



Nifty Defence Index falls 2% on profit booking, easing geopolitical tensions ● Analysts say growth priced in, further falls not ruled out

Defence Stocks at Lofty Valuations Under Fire

Ruchita Sotwani

Some Retreat

Company	1 Month (%)	3 Month (%)	YTD (%)
Godrej Tech	-2.8	41.4	33.2
Auto Manuvar Products	-2.8	25.1	19.2
Data Patterns India	-2.8	31.7	13.2
ICML	-0.3	18.5	-5.5
UMAR Technology	-0.3	41.5	-7.0
United Aerospace and Manufacturing	0.3	8.2	-27.3
Client SLM	-2.3	36.5	23.7

Compiled by EIN Research

IREMIL and Paras Defence and Space Technology shed 1.4% each.

The fall in defence stocks today was largely due to profit booking and easing of geopolitical tensions, said Praveer A. Iyengar, director and CEO, StockRat. "Given the strong rally in the stocks, the corrections were bound to happen."

In the past three months, the Nifty India Defence Index jumped 32.2% while the Nifty gained 15.2%, as it grounded geopolitical tensions raised expectations of higher defence spend.

The rebound revived concerns over rich valuations, which had seen an April lull following the stock price dip in the second half of September.

The correction was due to overvaluation in the defence stocks as the sector is trading at around 60 times price to earnings, which is significantly higher than the S&P 500 average, said Ashwini Shami, CVP & portfolio manager at OmniScience Capital.

Continued on p. 52 of Investing

9 Defence Stocks at Lofty Valuations Under Fire

OmniScience Capital’s Ashwini Shami says defence stock valuations are stretched, with growth already priced in—making further corrections likely unless companies consistently deliver 18–20% earnings growth.



10 Are you Mr Scientific Investor? Or Mr Fodder, who provides alpha to the market?

OmniScience Capital’s Vikas Gupta urges investors to be scientific, not emotional, and avoid becoming market fodder chasing hype.



Are you Mr Scientific Investor? Or Mr Fodder, who provides alpha to the market?

Do you exploit the market's irrationality, or do you participate in it? What kind of investor are you? We need to answer that before anything else.

MONEYCONTROL PE TEAM
JULY 14, 2025 / 07:22 IST

Share

Join Us

Follow Us



11 Valuation fears hit defence stocks: Where are they headed?

Defence stocks dipped on valuation concerns; OmniScience Capital’s Ashwini Shami warns further correction likely unless 18–20% growth is sustained.



TOI Business India Business Infrastructure Gold Rates Today Silver Rates Today
Trending US Canada Trade UK Economy Gold Rate Today ITR filing Stock market < >

Valuation fears hit defence stocks: Where are they headed? Here’s what analysts say

TOI Business Desk / TIMESOFINDIA.COM / Updated: Jul 11, 2025, 22:27 IST

Share

Print

AA

Follow Us

Indian defence stocks experienced a downturn on Thursday as investors engaged in profit booking after a robust three-month rally. The Nifty India Defence Index declined by 2%, with Bharat Dynamics leading the losses after a 'neutral' rating from Motilal ... [Read More](#)



Defence sector stocks came under pressure on Thursday as investors booked profits following a sharp three-month rally. The Nifty India Defence Index dropped 2%, lagging the broader Nifty which ended 0.5% lower.

12 Are asset managers a safer bet than brokers in India's capital market?

OmniScience Capital prefers asset managers over brokers, citing regulatory risks and more stable, long-term growth in AMCs.



THE ECONOMIC TIMES Markets
English Edition | 05 August, 2025, 10:47 AM IST | Today's ePaper

Are asset managers a safer bet than brokers in India's capital market?

Ruchita Sonawane, ET Bureau • Last Updated: Jul 17, 2025, 05:58:00 AM IST

Synopsis
Amidst regulatory actions impacting exchanges and brokers, money managers suggest asset management companies (AMCs) as a safer investment in India's capital markets. While broking stocks face potential degrowth, AMCs are expected to benefit from consistent inflows. Selective exposure to banking stocks with AMC subsidiaries is also recommended due to attractive valuations.



Mumbai: Investors looking to bet on India's thriving capital markets would be better off buying shares of **asset managers** rather than

13 Over 120 Investors, ₹1.1L cr in Bids: SBI QIP Subscribed 4.5x

SBI's ₹25,000-crore QIP was oversubscribed 4.5x, drawing ₹1 lakh crore in bids. OmniScience Capital's Ashwini Shami sees it as a bullish signal, with SBI arming itself for future growth at still-attractive valuations.



SBI's QIP Issue Gets 4.5x Subscription



State Bank of India's record ₹25,000-cr institutional share sale was bid over four times the stock on offer, report Joel Rebello & Alekh Angre. >> 5

14 Nifty likely to trade in 26,300-27,500 range by Dec

OmniScience Capital's Vikas Gupta expects the Nifty to trade between 26,300 and 27,500 by December, driven by potential US rate cuts, stable inflation, and supportive monsoons boosting economic growth.



THE KEY TRIGGERS TO WATCH out in second half of 2025 include clarity on US tariff policies and their impact on global trade flows, resolution of geopolitical tensions in the Indo-Pacific and Middle East, and progress on key bilateral deals such as the UK-India FTA, according to recent report of Smallcase Managers, an investment products and platforms provider.

However, the report suggested that investors closely monitor US inflation trends for the remaining months of 2025. "For the year ahead, one needs to watch out for certain

“With the interest-cutting cycle having started, it looks likely that if the monsoons are supportive and the inflation remains in control, there could be further interest rate cuts by the RBI, triggering growth in the economy
- Vikas Gupta, CEO, Omniscience Capital

In this calendar year, the Fed has maintained rates in a straight line, citing the growing risk of unemployment and inflation in the face of uncertainty. According to the report, RBI MPC's further rate cuts expectation is also a domestic development which will lead to an increase in economic growth and household consumption, benefiting the markets.

“With the interest-cutting cycle having started, it looks likely that if the monsoons are supportive and the inflation remains in control, there

15 Daily Voice: Ashwini Shami of OmniScience says this sector is severely mispriced, offers strong investment opportunity

Ashwini Shami, EVP & Portfolio Manager at OmniScience Capital, identifies the banking sector as severely mispriced, presenting a strong investment opportunity. OmniScience has been overweight in this sector, anticipating improved earnings momentum and capital efficiency



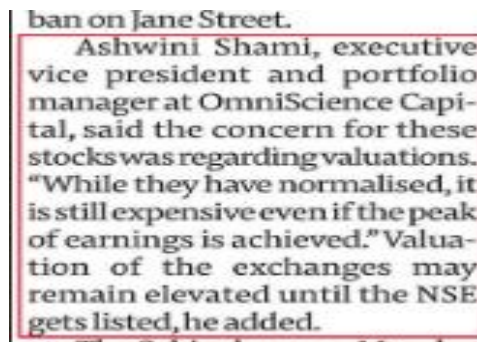
16 Nifty Outlook: Strong fundamentals could drive markets higher in 2025; Nifty50 eyes 27,500

OmniScience Capital’s Vikas Gupta expects Nifty to trade between 26,300–27,500 by year-end, driven by strong fundamentals, rate cuts, and easing global risks.



17 BSE, brokers' stocks rise as Jane Street resumes trade

OmniScience Capital’s Ashwini Shami said valuations of BSE and broker stocks like Angel One remain expensive, even post-normalisation, and may stay elevated until NSE’s listing.



Contact Us:

Omniscience Investment Adviser, Division of Omniscience Capital Advisors Pvt. Ltd.

info@omnisciencecapital.com | www.omnisciencecapital.com

Address: Awfis | 1st Floor | B Wing | Parinee Crescenzo | G-Block | BKC | Mumbai - 400051 Ph.: +91 90045 60540

Disclosures & Disclaimers

Omniscience Investment Adviser is the advisory division of Omniscience Capital Advisors Pvt. Ltd. which is registered as a non-individual Investment Adviser with SEBI with a valid registration No. INA000007623, BSE Enlistment No. 1197 and CIN U93000MH2017PTC290053. Principal Officer is Vikas V Gupta (Contact No. 9987681967, Email: vikas.gupta@omnisciencecapital.com) and Compliance Officer is Chanchal Manglunia (Contact No. 9320816319, Email: chanchal.manglunia@omnisciencecapital.com). Local office address of Securities and Exchange Board of India is SEBI Bhavan, C4-A, G Block, BKC, Mumbai - 400 051.

Omniscience Research is the research analyst division of Omniscience Capital Advisors Pvt. Ltd. which is registered as a non-individual Research Analyst with SEBI with a valid registration No. INH000020077, BSE Enlistment No. 6517 and CIN U93000MH2017PTC290053. Principal Officer is Varun Sood (Contact No. 8879055519, Email: varun.sood@omnisciencecapital.com) and Compliance Officer is Chanchal Manglunia (Contact No. 9320816319, Email: chanchal.manglunia@omnisciencecapital.com). Local office address of Securities and Exchange Board of India is SEBI Bhavan, C4-A, G Block, BKC, Mumbai - 400 051.

Disclaimer:

Investment in securities market are subject to market risks. Read all the related documents carefully before investing. Registration granted by SEBI, membership of BASL and certification from NISM in no way guarantee performance of the intermediary or provide any assurance of returns to investors.

Any securities quoted above are for illustration only and are not recommendatory unless specified as advice. Nothing in this communication should be considered as implying any assured returns, or minimum returns or target return or percentage accuracy or service provision till achievement of target returns or any other nomenclature that gives the impression to the client that the investment advice/recommendation of research report is risk-free and/or not susceptible to market risks and/or that it can generate returns with any level of assurance. An investor should consider the investment objectives, risks, and charges & expenses carefully before taking any investment decision. Wherever there is the potential for profit there is also the possibility of loss. Therefore, investors may lose capital in markets. Past performance is not necessarily indicative of future results. This is not an offer document. This material is intended for educational purposes only and is not an offer to sell any services or products or a solicitation to buy any securities mentioned or otherwise. Any representation to the contrary is not permitted. This document does not constitute an offer of services in jurisdictions where the company does not have the necessary licenses. As a firm-wide philosophy and rule OmniScience Investment Adviser and OmniScience Capital Advisors Pvt. Ltd., or any of its employees, officers, management, directors, shareholders, associates, distribution partners or others related to the company in any other capacity, or any communication from the company, including any of its tagline, motto, slogan, etc. do not provide any guarantees on investment strategies or their returns etc. If you feel that you had been provided such guarantees at any time before or after the initiation of your relationship as an advisory client of OmniScience Investment Adviser, or, if any communication from OmniScience seems to give you a feeling that – “any investment advice implies any kind of assured returns or minimum returns or target return or percentage accuracy or service provision till achievement of target returns or any other nomenclature that gives the impression to the client that the investment advice is risk-free and/or not susceptible to market risks and or that it can generate returns with any level of assurance”, then you agree to bring it to our notice immediately and initiate to terminate the advisory agreement with OmniScience. Individual returns of Clients for a particular portfolio may vary significantly from the performance of the other. No claims may be made or entertained for any variances between the performance depictions and individual portfolio

performance. Neither the investment adviser nor its Directors or Employees shall be in any way liable for any variations noticed in the returns of individual portfolios. Our discussion may include some information that might be considered forward-looking. While these forward-looking statements represent our current judgment on what the future holds, they are subject to risks and uncertainties that could cause actual outcomes to differ materially. We assume no obligation to revise or publicly release any revision to these forward-looking statements in light of new information or future events. No guarantee can be given about the accuracy and/or completeness of the data, Omniscience makes no warranties or representations, express or implied, on the products and services offered. It accepts no liability for any damages or losses, however caused, in connection with the use of, or on the reliance of its product or services. The information relating to any company or economic trends herein is derived from publicly available sources and no representation as to the accuracy or completeness of such information can be made. We may have recommended stocks, or stocks in the mentioned sectors to clients, including having personal exposure. This communication is confidential and is intended solely for the addressee. This document and any communication within it are void 30-days from the date of this presentation. It is not to be forwarded to any other person or copied without the permission of the sender. Please notify the sender in the event you have received this communication in error.